

# Claxton and Sand Hutton Weather Web Page

## Introduction

The '**weather**' is an endless topic for discussion and speculation! Here is an opportunity for you to be even better informed –use your local weather archive!

Local data is being collected at **YO60 7SD** using a 'Weather**eye**' electronic weather station : please note that in presenting this data, the author does not accept any responsibility for its accuracy or the use that may be made of it!

We are fortunate in having a weather station nearby at Askham Bryan College, **YO23 3FR** . Weather information has been collected over many years by the staff at the College and submitted to the Met Office, who have conducted checks and verified the data. This enables us to make some observations of the trends in the data over **49 years**.

The help provided by the College in supplying data is gratefully acknowledged; please contact the College if you require additional information from this archive.

Three day weather forecasts can be accessed at [www.bbc.co.uk/weather](http://www.bbc.co.uk/weather) .

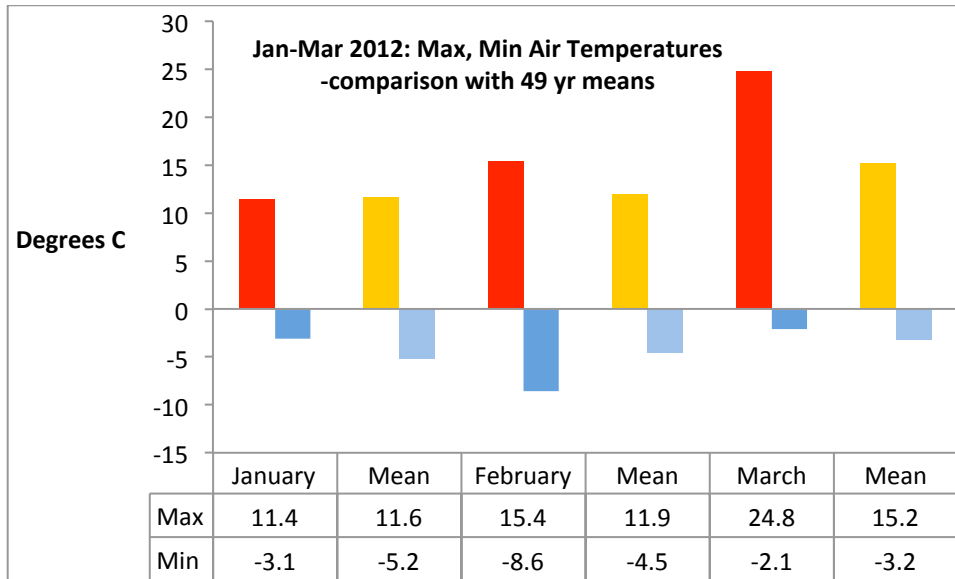
## Contents

### Quarterly reports-2012

Maximum and minimum air temperatures (degrees Celsius) for **YO60 7SD** are compared to 49 yr means (from Askham Bryan College ,**YO23 3FR**)

1. January-March
2. April- June
3. July-September
4. October-December

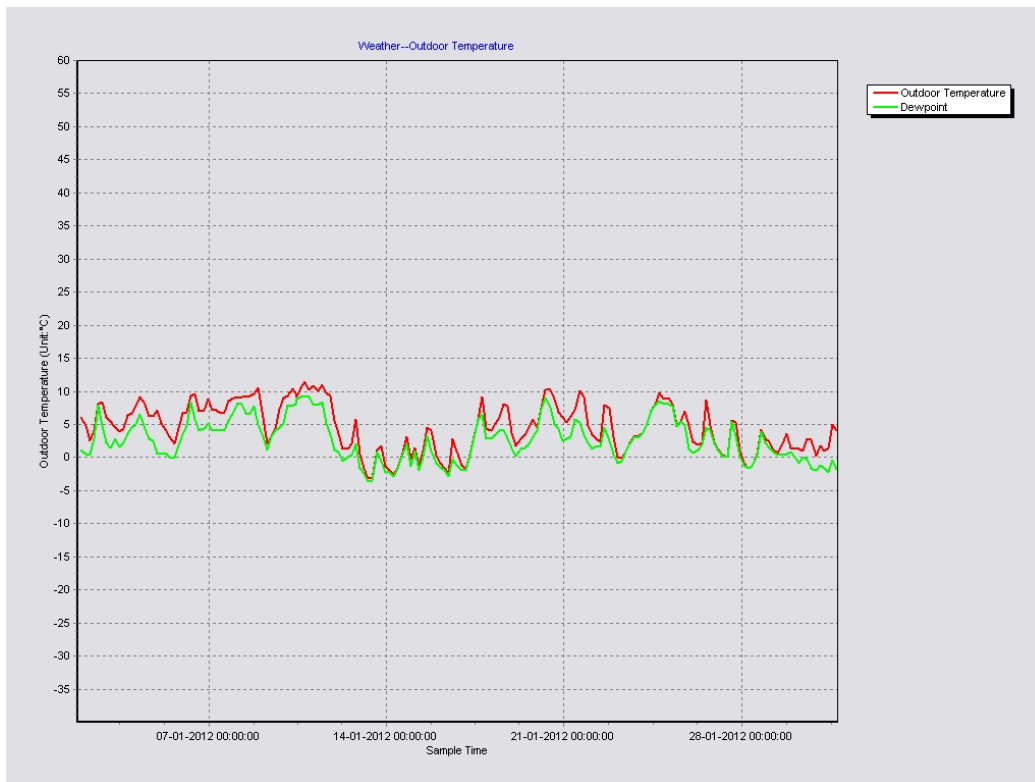
1. (a) January –March 2012: Minimum and Maximum Air Temperatures



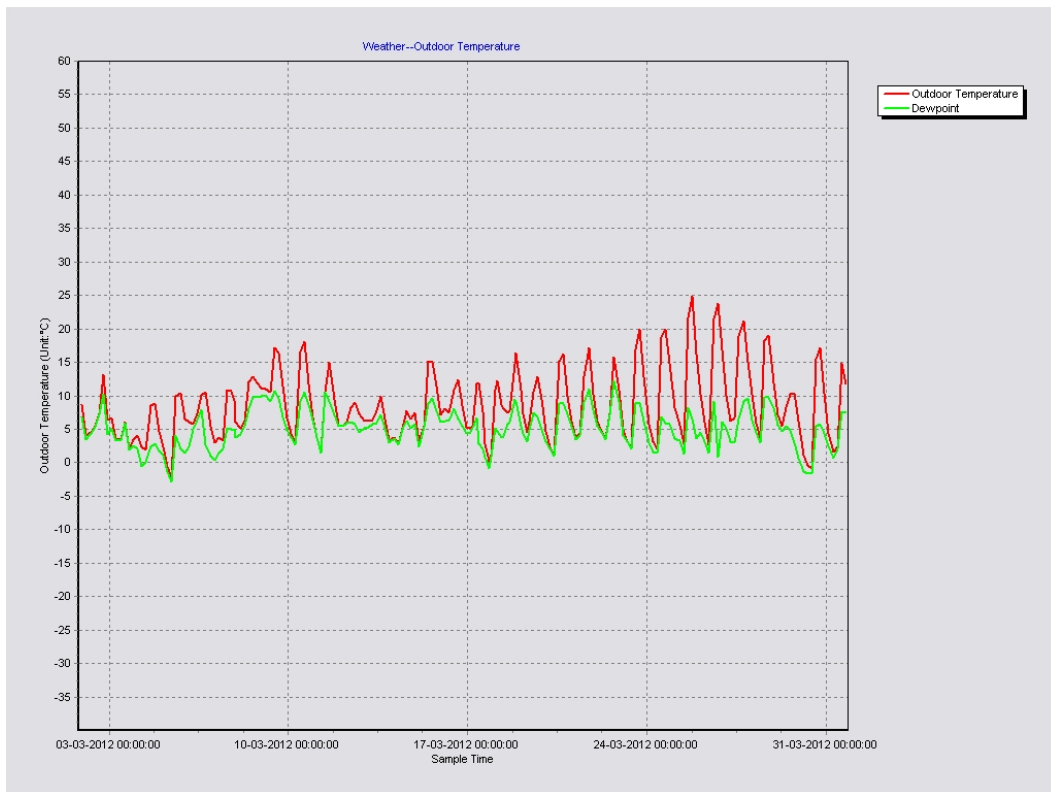
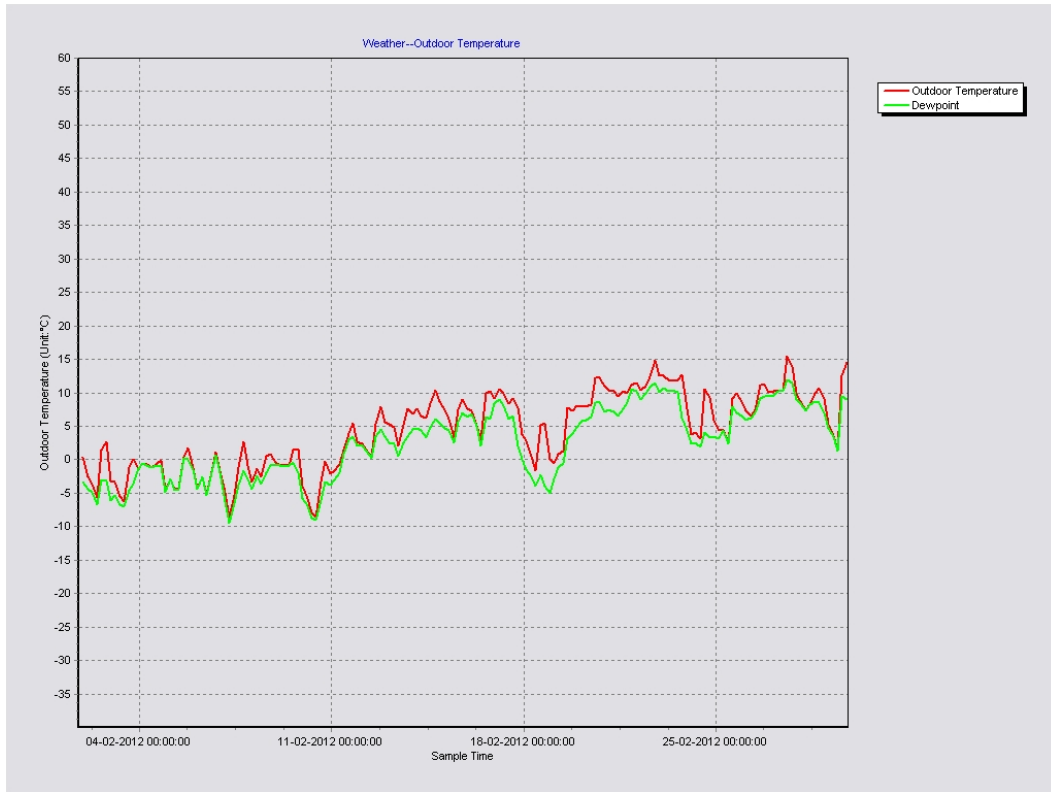
YO60 7SD YO23 3FR

1(b) January-March 2012, daily temperature charts YO60 7SD: NB: Dew point is the temperature at which dew will form depending on the air relative humidity

January 2012:

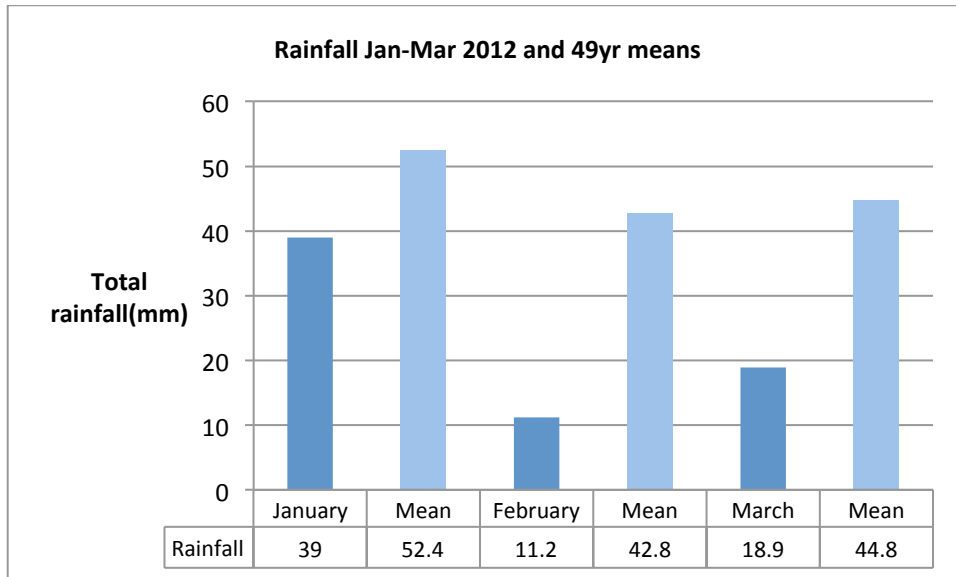


## February 2012:



March 2012:

**1(c) January-March 2012, total rainfall:**



YO60 7SD YO23 3FR

**1(d) January-March 2012, wind direction YO60 7SD:**

